

EnergyTrendz

MONTHLY

June 2018

Issue 111

A monthly review of trends in the energy markets compiled by Energy Link Ltd

June 2018

ELL Index

7.4 c/kWh

(at Haywards)

Other Nodes

The index is referenced to:

Otauhu	7.7 c/kWh
Benmore	7.3 c/kWh

Change

The index decreased by 0% since mid May

Volume

5 contracts (excluding ASX, and short term contracts) were traded during the month, totalling 303 GWh over the period May-18 to Dec-22

Contract Types

2 FPVV (fixed price variable volume)

3 CFD (contract for differences)

ELL CFD & FPVV Index

ELL FPVV 7.5 c/kWh

ELL CFD 7.3 c/kWh

Spread

1.3 c/kWh from May-18 to Dec-22

Location Factors

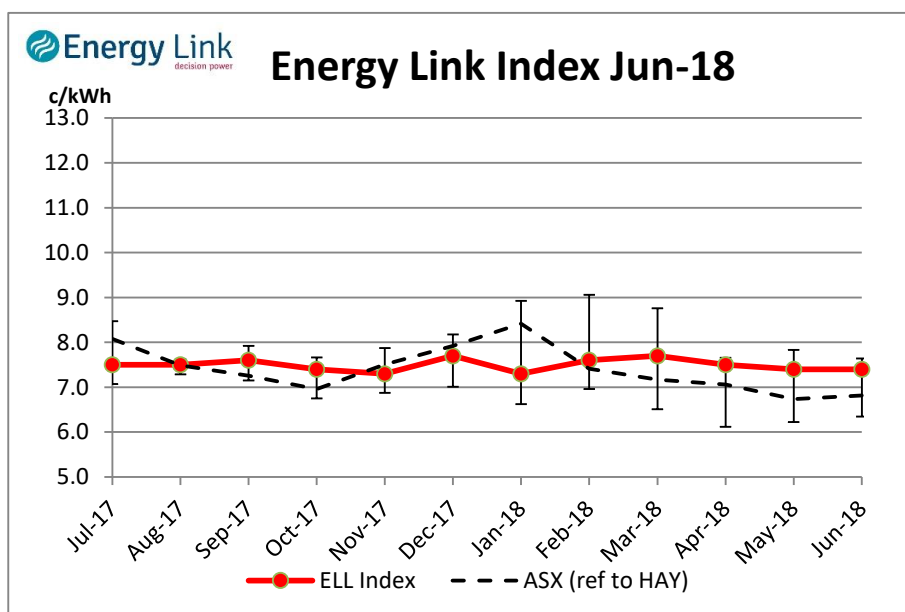
Expected location factors were updated in this edition of Energy Trendz

ASX Futures

Based on the 3 year average 'previous settlement' dates for 2018-2021 as of Monday 18 June:

Otauhu	7.3 c/kWh
Benmore	6.5 c/kWh

Energy Link Electricity Contract Index



For FPVV & CFD specific Indices, see page 2

The Energy Link Ltd (ELL) index chart shows the values over the 12 months up to the Energy Trendz publication date. All contracts are referenced to the **Haywards** reference node on the grid (lower North Island), and the error bars show the highest and lowest contract value in the 36 month period covered by the index. Details of the index are available from Energy Link.

ASX New Zealand electricity futures contracts are not included in the index.

Commentary

The index decreased this month on a volume of 5 contracts traded 3 CFD, 2 FPVV.

The Energy Link indices exclude contracts from ASX, that are less than 6 months in duration, have volumes significantly less than disclosure rules require, are unverified or in dispute.

The spread of prices making up the index was 1.3 c/kWh this month. Prices for the contracts varied from 6.3 c/kWh to 7.6 c/kWh when referenced to Haywards.

The gap between the ELL Index and the ASX index decreased slightly over the month.

Large contracts relating to the Tiwai Smelter are excluded from the indices

Energy Link Ltd makes every effort to ensure the information contained in this report is accurate but does not guarantee this accuracy. Energy Link Ltd accepts no liability for any use of this information by readers. This report is copyright of Energy Link Ltd and is not to be copied or redistributed without the express written permission of Energy Link Ltd.

Subscribe at www.energylink.co.nz/news

FPVV & CFD Electricity Contract Indices

Level 4, Consultancy House
7 Bond St, Dunedin
Phone 03 479 2475

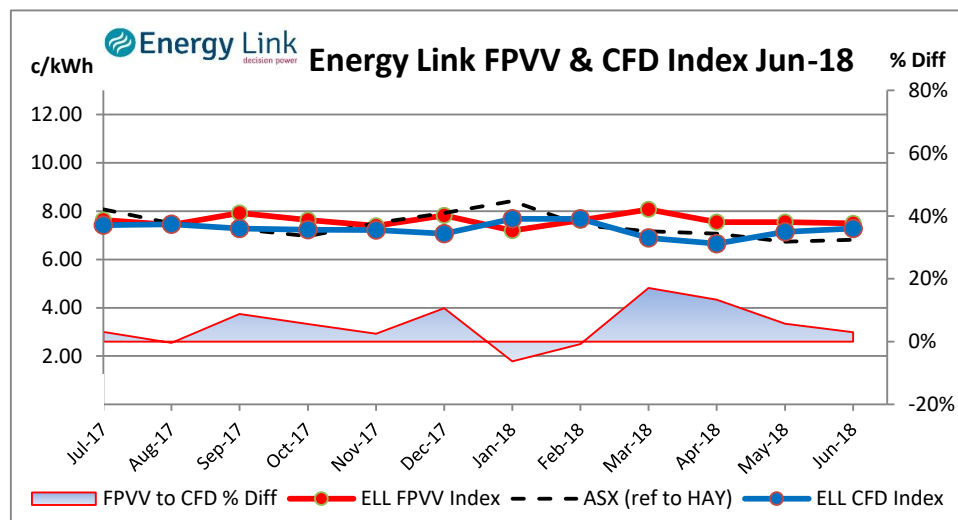
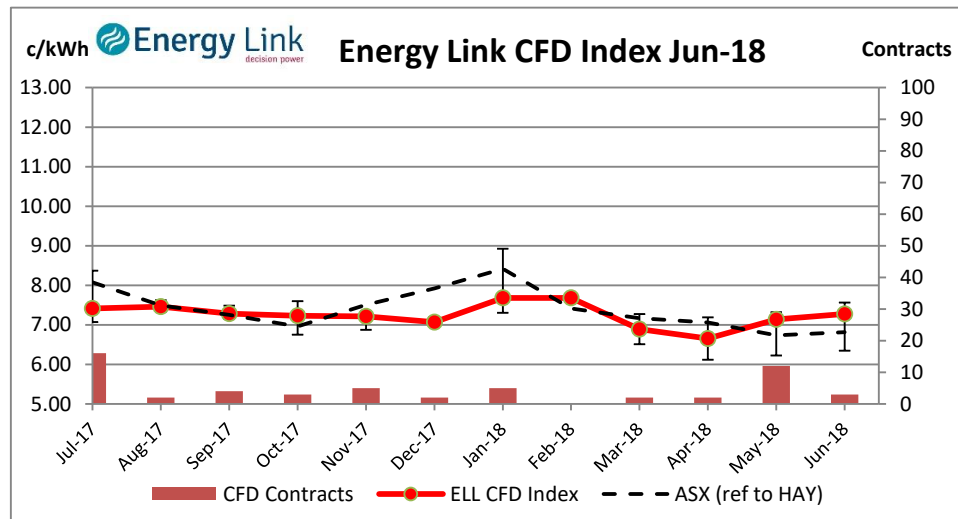
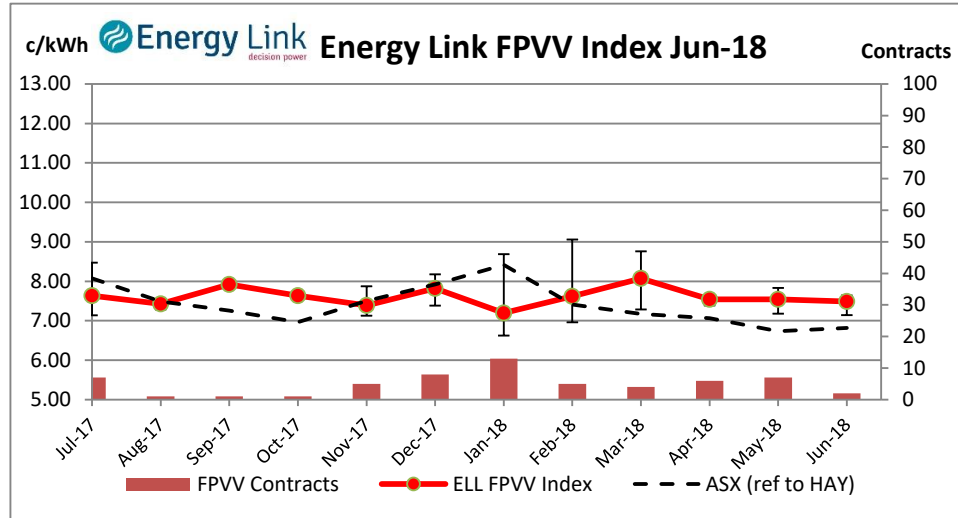
**Plan and execute
your energy
decisions with**



FPVV & CFD Contract

The top two charts at right break the main ELL Index into two indices focusing specifically on either FPVV or CFD contracts. This makes the premium that is priced into the FPVV contracts (for the security of having no spot exposure) more readily apparent. These graphs also show the number of contracts of each type used in the calculation of each Index value. Index values generated from low contract volumes should be used with caution.

The bottom graph compares the two indices directly and also tracks the price difference between the FPVV & CFD contracts as a percentage of the CFD price.

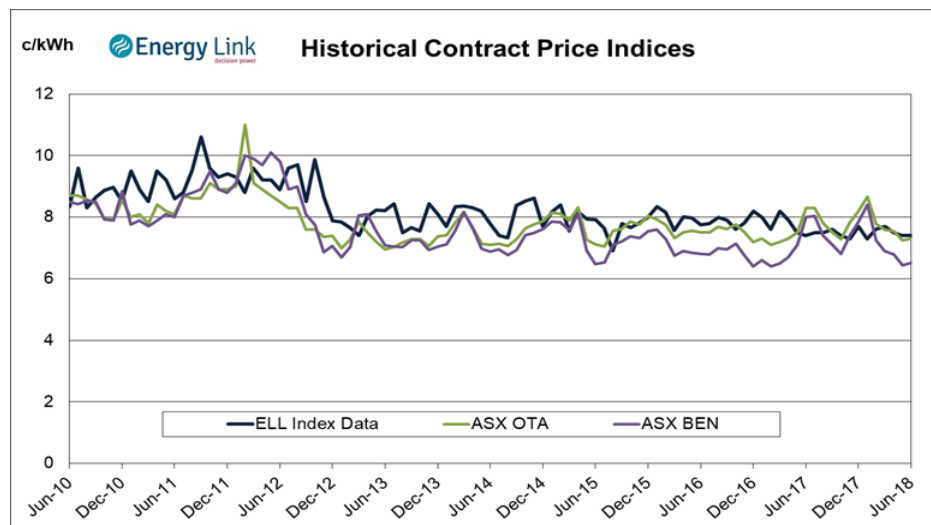
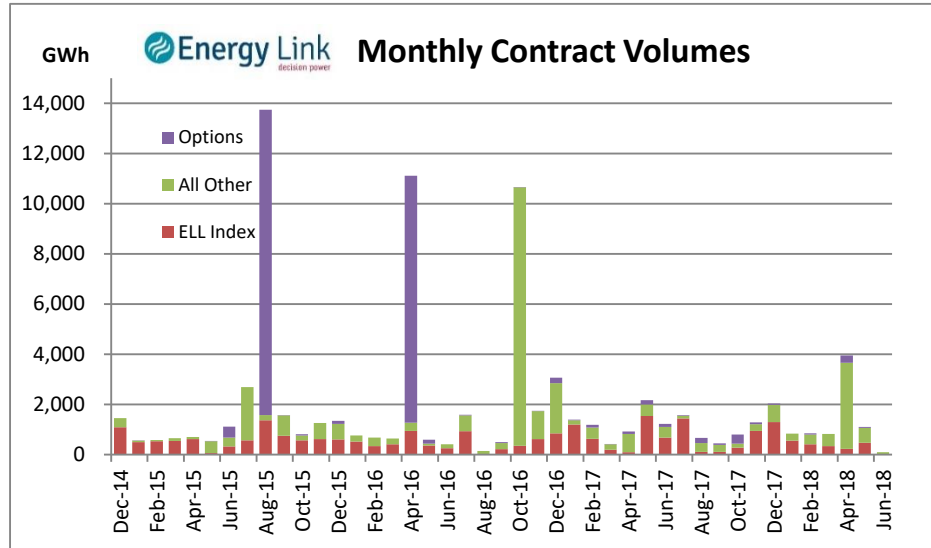


Plan and Execute Your Energy Strategy with Confidence

Have confidence in your energy strategy when you work with Energy Link: we're here to help you make the best energy-related decisions. We act as adviser and broker for initiating and renewing energy contracts including fixed price variable volume and hedging contracts. Our Ellserve energy information system captures energy invoices electronically, checks invoices, and provides access to data and reports from multiple suppliers on our secure web site. We make it easy to take action on energy, it's as simple as that!

Level 4, Consultancy House
7 Bond St, Dunedin
Phone 03 479 2475

**Plan and execute
your energy
decisions with**

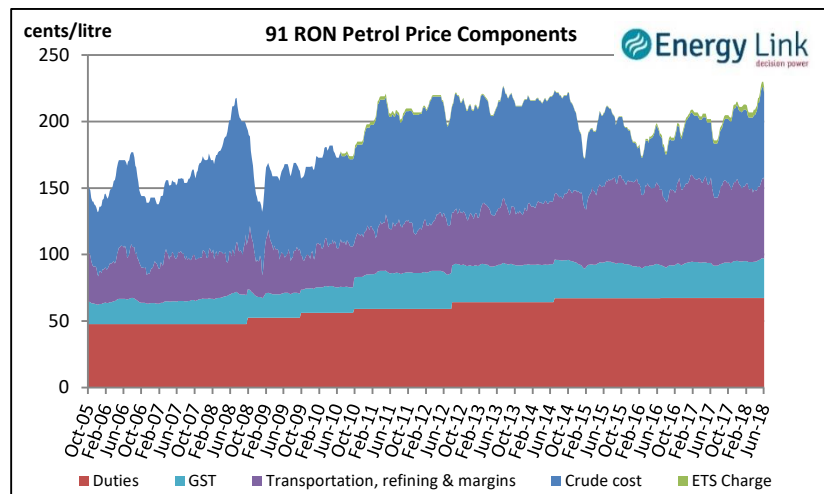


Petrol Prices

The chart at right shows the price of 91 octane (91 RON = "research octane number") from July 2005, broken down into its 5 major components: government duties, GST, ETS, the cost of transporting and refining crude oil including the retailer's margin, and finally the spot price in NZD of crude oil on

Duties, ETS and GST currently comprise 45% of the total at-pump cost (major centres) of 91, with the cost of crude at 29%.

The cost of crude decreased by 0.2% over the month while the NZD exchange rate increased by 0.8%. The 91 RON price increased by 1.8% over the month.



More data is at www.med.govt.nz.

Plan and Execute Your Energy Strategy with Confidence

Have confidence in your energy strategy when you work with Energy Link: we're here to help you make the best energy-related decisions. We act as adviser and broker for initiating and renewing energy contracts including fixed price variable volume and hedging contracts. Our Ellserve energy information system captures energy invoices electronically, checks invoices, and provides access to data and reports from multiple suppliers on our secure web site. We make it easy to take action on energy, it's as simple

Futures Prices

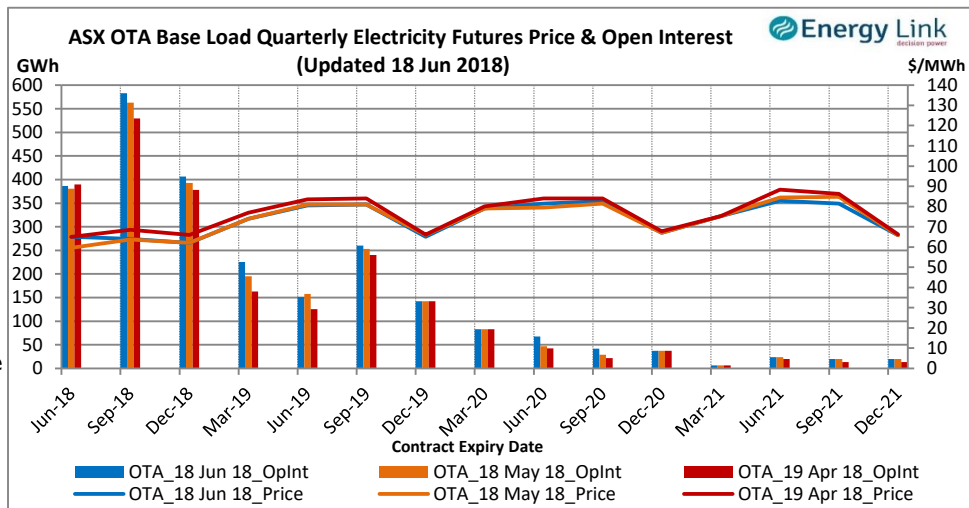
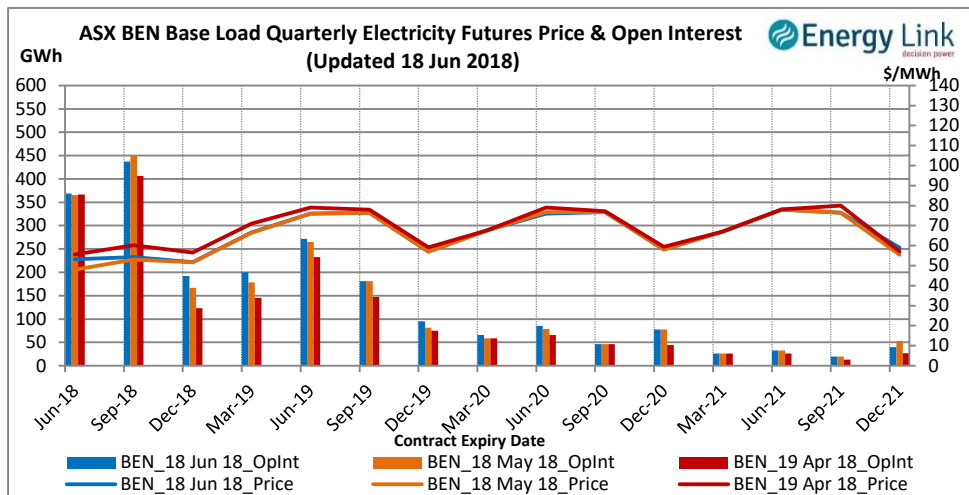
These prices are broken down to show the traded prices as they stood at the time of publishing, one month and two months prior to the time of publishing.

These two charts show the market's changing valuation of each quarterly contract while the amount of open interest in the various contract periods shows the changing amount of energy under each contract type over the same period.

The charts in the following two pages show all currently traded ASX NZ Energy Futures with Expiry Dates from Jun 18 through to Dec 21.

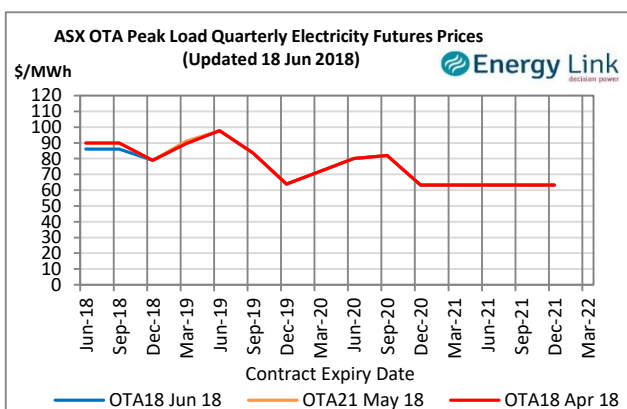
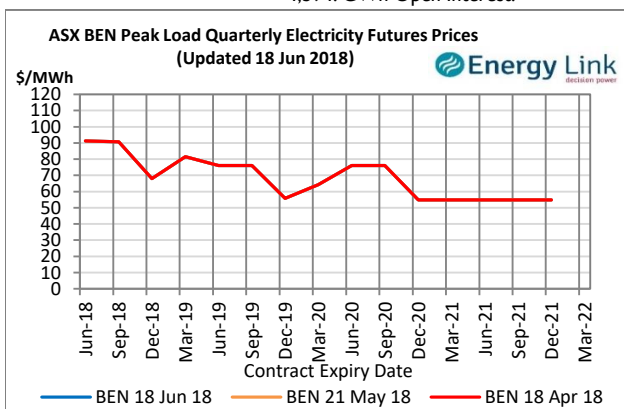
Level 4, Consultancy House
7 Bond St , Dunedin
Phone 03 479 2475

Plan and execute your energy decisions with



The charts below show the traded prices for the peak load quarterly contracts for the next four years as they stood at the time of publishing, one month and two months prior to the time of publishing.

Currently there is 2,138.9 GWh contracted at Benmore and 2,455.1 GWh contracted at Otahuhu for a total of 4,594. GWh Open Interest.



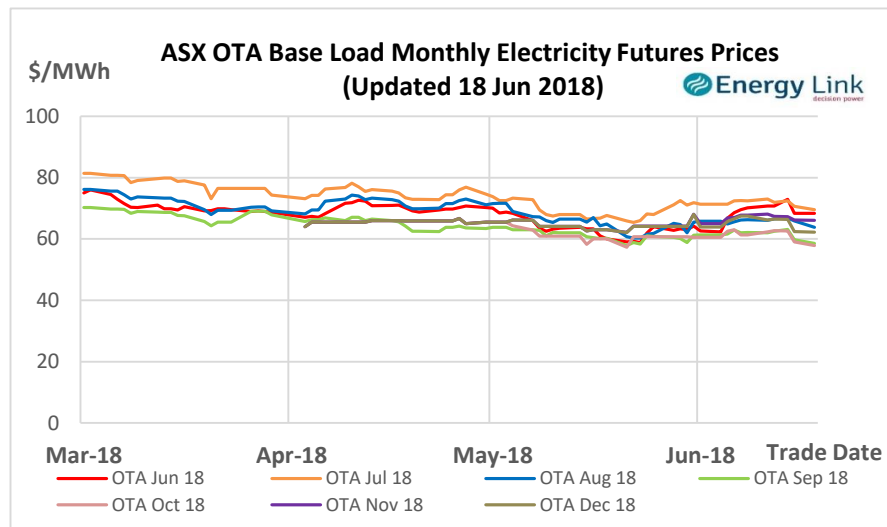
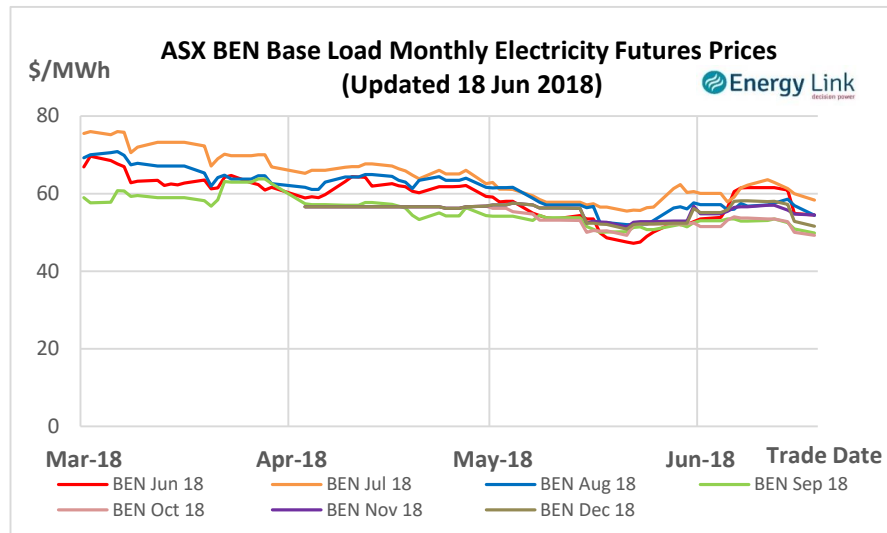
Plan and Execute Your Energy Strategy with Confidence

Have confidence in your energy strategy when you work with Energy Link: we're here to help you make the best energy-related decisions. We act as adviser and broker for initiating and renewing energy contracts including fixed price variable volume and hedging contracts. Our Ellserve energy information system captures energy invoices electronically, checks invoices, and provides access to data and reports from multiple suppliers on our secure web site. We make it easy to take action on energy, it's as simple as that! [Take action today and visit our web site](#)

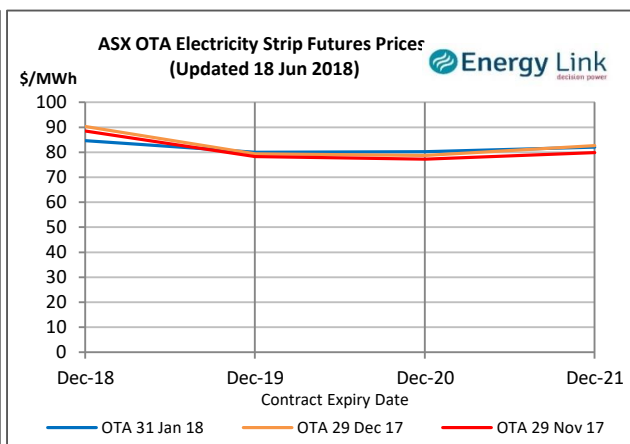
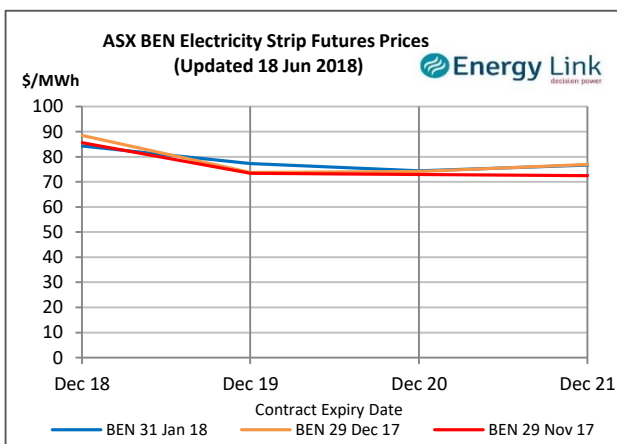
The charts to the right show the traded price of the monthly base load contracts for every trading date for the last three months prior to the time of publishing.

Level 4, Consultancy House
7 Bond St , Dunedin
Phone 03 479 2475

**Plan and execute
your energy
decisions with**



The charts below show the price of the annual contracts for four calendar years as they stood at the time of publishing, one month and two months prior to the time of publishing.



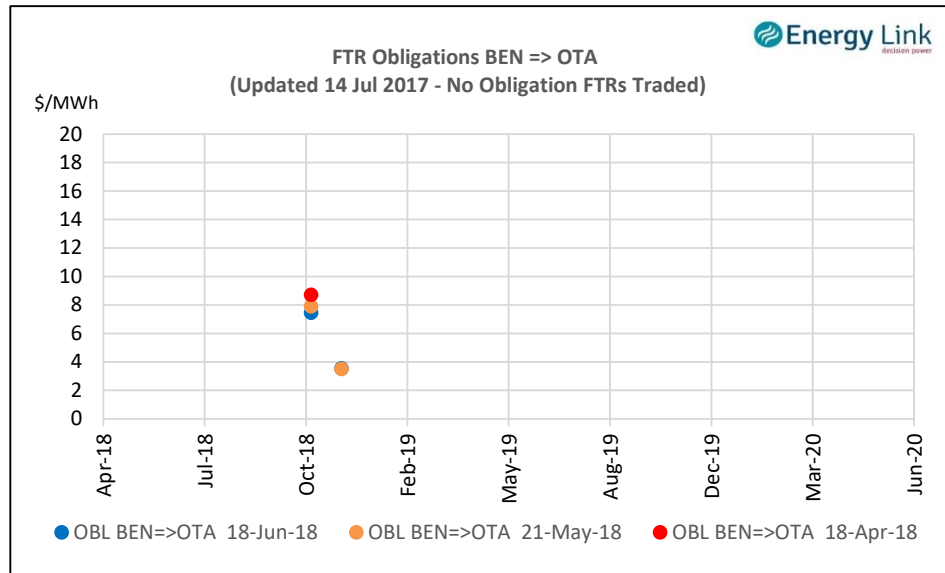
Plan and Execute Your Energy Strategy with Confidence

Have confidence in your energy strategy when you work with Energy Link: we're here to help you make the best energy-related decisions. We act as adviser and broker for initiating and renewing energy contracts including fixed price variable volume and hedging contracts. Our Ellserve energy information system captures energy invoices electronically, checks invoices, and provides access to data and reports from multiple suppliers on our secure web site. We make it easy to take action on energy, it's as simple as that!

[Take action today and visit our web site](#)

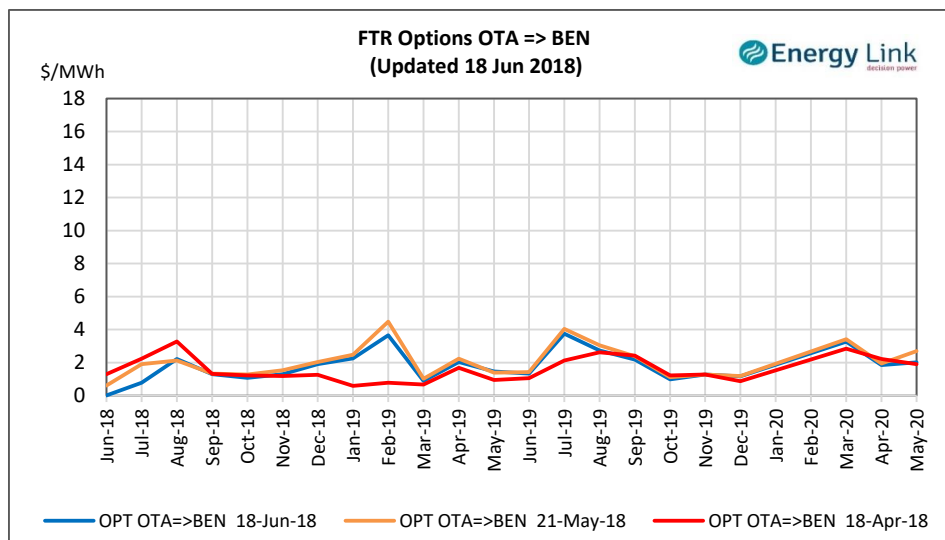
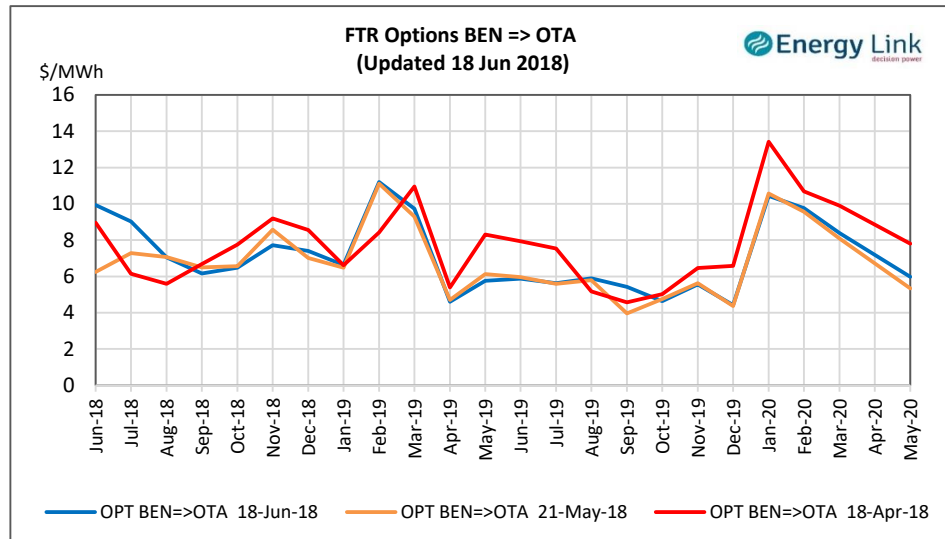
FTR Prices

The charts to the right show the daily settlement prices for each Financial Transmission Right (FTR) product and period. Note that FTR Obligations are shown as BEN (source) to OTA (sink).



Level 4, Consultancy House
7 Bond St., Dunedin
Phone 03 479 2475

**Plan and execute
your energy
decisions with**



Plan and Execute Your Energy Strategy with Confidence

Have confidence in your energy strategy when you work with Energy Link: we're here to help you make the best energy-related decisions. We act as adviser and broker for initiating and renewing energy contracts including fixed price variable volume and hedging contracts. Our Ellserve energy information system captures energy invoices electronically, checks invoices, and provides access to data and reports from multiple suppliers on our secure web site. We make it easy to take action on energy, it's as simple as that! [Take action today and visit our web site](#)

emsTradepoint Gas Spot Prices

As emsTradepoint no longer provide the gas trading information for free,
we are unable to continue to publish the monthly traded gas prices and volumes.

Level 4, Consultancy House
7 Bond St , Dunedin
Phone 03 479 2475

**Plan and execute
your energy
decisions with**



Plan and Execute Your Energy Strategy with Confidence

Have confidence in your energy strategy when you work with Energy Link: we're here to help you make the best energy-related decisions. We act as adviser and broker for initiating and renewing energy contracts including fixed price variable volume and hedging contracts. Our Ellserve energy information system captures energy invoices electronically, checks invoices, and provides access to data and reports from multiple suppliers on our secure web site. We make it easy to take action on energy, it's as simple as that! [Take action today and visit our web site](#)

Appendix: Electricity Contract Listing

The tables below list the new Electricity Contracts that were eligible for inclusion in the ELL Indices this month.

The first table lists those contracts used to generate the indices while the second table lists those contracts that would have been eligible but were excluded as they were not entered into the Hedge Disclosure System in a timely manner.

This month 4 FPVV contracts were excluded due to the size of the contract falling below 1 MW or contract effective date being longer than 120 days limit in the Electricity Industry Participation Code.

The data source for these contracts is the Electricity Authority's "Electricity Hedge Disclosure" website (www.electricitycontract.co.nz)

Eligible

Contract ID	Type	Trade Date	Effective Date	End Date	Quantity	Area	Price	Status	Created	Duration
302593	CFD	7-May-18	1-May-18	31-Mar-19	12,059	Benmore	61.45	Verified	25-May-18	335
305308	CFD	15-May-18	1-Jan-19	31-Dec-22	175,320	Haywards	75.63	Not disputed	18-May-18	1461
306182	FPVV	15-May-18	1-May-18	30-Apr-21	73,342	Whakamaru	75.5	Not disputed	19-May-18	1096
307853	CFD	18-May-18	1-Apr-19	30-Sep-19	13,176	Islington	81.25	Not disputed	25-May-18	183
310537	FPVV	5-Jun-18	1-May-18	30-Apr-21	28,769	Otahuhu	75.16	Not disputed	9-Jun-18	1096

Excluded Contracts

Contract ID	Type	Trade Date	Effective Date	End Date	Quantity	Area	Price	Status	Created	Duration	Reason
270498	CFD	23-Jan-18	1-Jul-18	30-Jun-19	17,520	Benmore	84	Verified	18-Jun-18	365	Traded > 2 mths ago
306181	FPVV	15-May-18	1-May-18	30-Apr-21	4,860	Haywards	75.04	Not disputed	19-May-18	1096	< 1 MW
309857	FPVV	29-May-18	1-Apr-18	31-Mar-21	16,067	Otahuhu	79.8	Not disputed	6-Jun-18	1096	< 1 MW
309858	FPVV	29-May-18	1-Apr-18	31-Mar-21	9,621	Whakamaru	76.95	Not disputed	6-Jun-18	1096	< 1 MW
309859	FPVV	29-May-18	1-Apr-18	31-Mar-21	7,940	Haywards	73.96	Not disputed	6-Jun-18	1096	< 1 MW
309860	FPVV	29-May-18	1-Apr-18	31-Mar-21	6,081	Islington	77.8	Not disputed	6-Jun-18	1096	< 1 MW
309861	FPVV	29-May-18	1-Apr-18	31-Mar-21	4,000	Benmore	72.06	Not disputed	6-Jun-18	1096	< 1 MW
313378	FPVV	8-Jun-18	1-Aug-18	31-Jul-21	10,015	Otahuhu	81.39	Not disputed	14-Jun-18	1096	< 1 MW
313379	FPVV	8-Jun-18	1-Aug-18	31-Jul-21	3,758	Whakamaru	79.02	Not disputed	14-Jun-18	1096	< 1 MW
313380	FPVV	8-Jun-18	1-Aug-18	31-Jul-21	8,091	Haywards	76.47	Not disputed	14-Jun-18	1096	< 1 MW
313381	FPVV	8-Jun-18	1-Aug-18	31-Jul-21	7,244	Islington	78.58	Not disputed	14-Jun-18	1096	< 1 MW
313382	FPVV	8-Jun-18	1-Aug-18	31-Jul-21	642	Benmore	71.5	Not disputed	14-Jun-18	1096	< 1 MW

Plan and Execute Your Energy Strategy with Confidence

Have confidence in your energy strategy when you work with Energy Link: we're here to help you make the best energy-related decisions. We act as adviser and broker for initiating and renewing energy contracts including fixed price variable volume and hedging contracts. Our Ellserve energy information system captures energy invoices electronically, checks invoices, and provides access to data and reports from multiple suppliers on our secure web site. We make it easy to take action on energy, it's as simple as that!